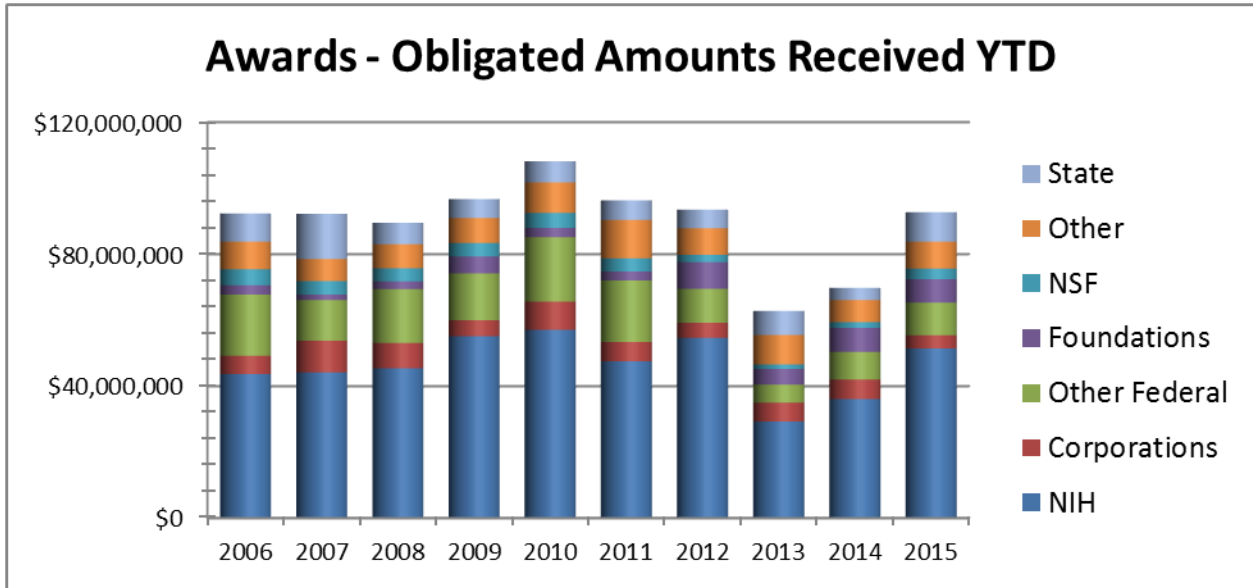


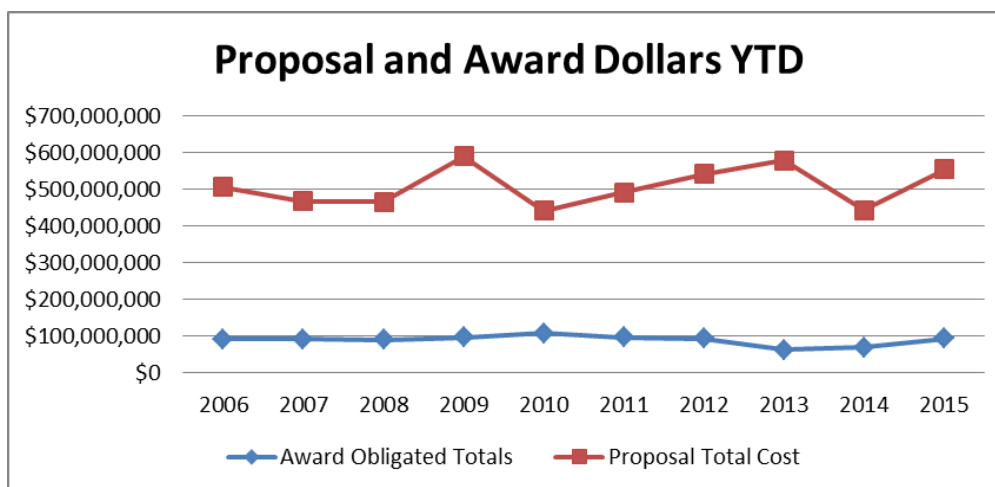
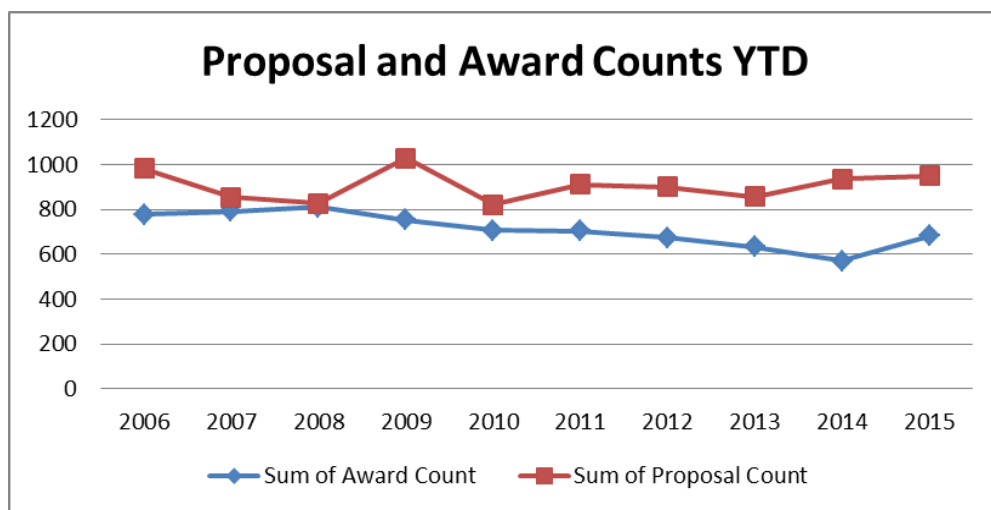
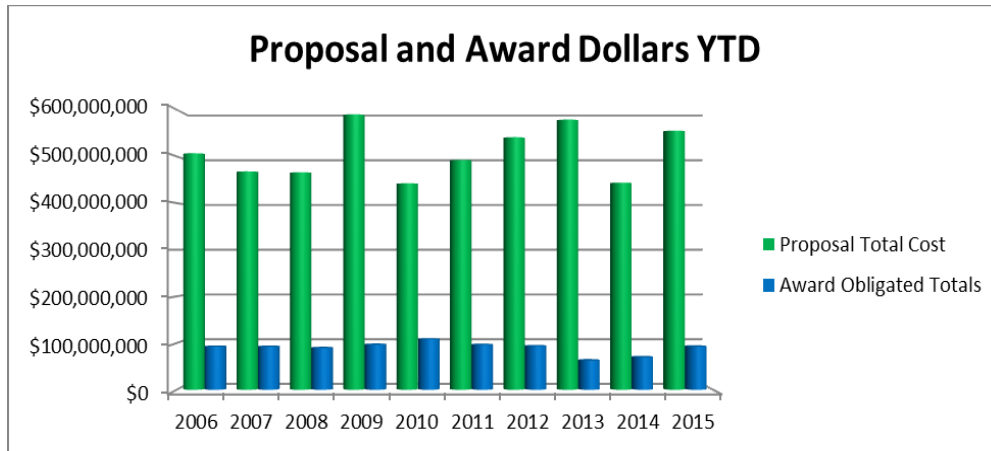
SUBMITTED BY:

STEPHEN M. LANIER, PH.D.  
 VICE PRESIDENT FOR RESEARCH  
 REPORT ON RESEARCH AWARDS

RESEARCH AWARDS AND PROPOSALS  
 YEAR-TO-DATE FY 2015  
 MAY 31, 2015



<i>Sponsor Type</i>	2006 YTD	2007 YTD	2008 YTD	2009 YTD	2010 YTD	2011 YTD	2012 YTD	2013 YTD	2014 YTD	2015 YTD
<i>State</i>	\$8,559,683	\$13,660,531	\$6,529,741	\$5,673,899	\$6,432,705	\$5,962,667	\$5,649,587	\$7,332,238	\$3,678,366	\$8,951,665
<i>Other</i>	\$8,328,658	\$6,696,583	\$7,309,114	\$7,624,618	\$9,243,647	\$11,688,272	\$8,040,499	\$8,946,861	\$6,722,245	\$8,191,843
<i>NSF</i>	\$4,843,565	\$4,145,398	\$3,999,571	\$4,015,431	\$4,504,330	\$3,910,967	\$2,288,806	\$1,373,434	\$1,773,226	\$3,215,591
<i>Foundations</i>	\$2,812,177	\$1,675,116	\$2,271,906	\$5,227,552	\$2,867,131	\$2,710,506	\$8,082,413	\$4,760,691	\$7,195,054	\$7,076,181
<i>Other Federal</i>	\$18,617,698	\$12,248,439	\$16,322,201	\$14,187,303	\$19,507,693	\$18,724,256	\$10,305,938	\$5,422,832	\$8,401,448	\$9,921,874
<i>Corporations</i>	\$5,474,309	\$9,710,038	\$7,684,270	\$4,767,274	\$8,515,705	\$5,825,700	\$4,568,940	\$5,750,218	\$5,951,999	\$3,989,046
<i>NIH</i>	\$43,690,128	\$44,101,963	\$45,429,250	\$55,168,300	\$57,098,179	\$47,525,029	\$54,605,262	\$29,250,445	\$36,058,146	\$51,418,659
<b><i>Grand Total YTD</i></b>	<b>\$92,326,218</b>	<b>\$92,238,069</b>	<b>\$89,546,053</b>	<b>\$96,664,377</b>	<b>\$108,169,391</b>	<b>\$96,347,397</b>	<b>\$93,541,446</b>	<b>\$62,836,719</b>	<b>\$69,780,482</b>	<b>\$92,764,858</b>



	2006 YTD	2007 YTD	2008 YTD	2009 YTD	2010 YTD	2011 YTD	2012 YTD	2013 YTD	2014 YTD	2015 YTD
Proposal Total Cost	\$506,500,830	\$467,744,777	\$465,724,946	\$589,974,107	\$442,168,429	\$492,290,349	\$540,989,250	\$578,654,807	\$443,621,467	\$554,988,959