

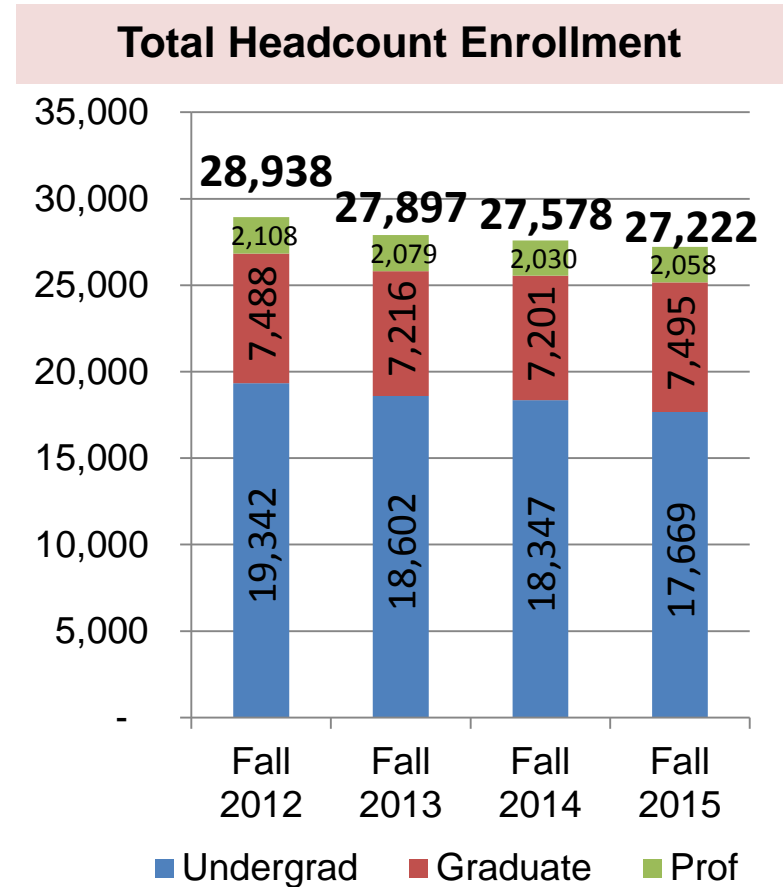
Enrollment Update

September 25, 2015

Board of Governors

Enrollment Overview

- Total headcount enrollment of 27,222 (a decrease of -1.29%)
 - Undergraduate
 - Increases in FTIACs
 - Up 367 or 16.7%
 - Decreases in Continuing Students and Transfers
 - Increases in Graduate
 - Up 294 or 4.1%
 - Professional up 1.2%
 - Census numbers are better than projected amounts
 - Enrollment mix is also more favorable for budget



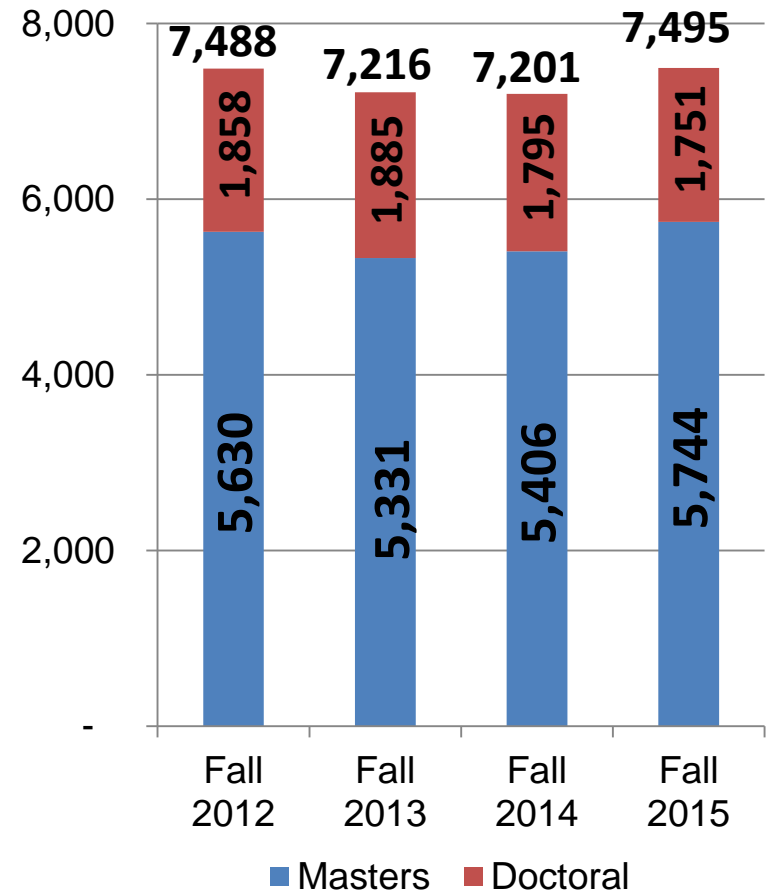
FTIAC Enrollment Profile

- Total Class size of 2,562 (+16.7%)
 - Fast Facts:
 - 65% of FTIAC are in CLAS
 - Business, Education (Kinesiology), and Engineering all had significant increases.
 - FTIAC Avg. ACT: Fall 2013: 22.8; Fall 2014: 23.1 Fall 2015: 23.6
 - Number of students enrolled with ACT 24 or above:
 - Fall 2013: 820; Fall 2014: 943; Fall 2015 1,106
 - Changes in Geographic Enrollment from fall 2014: Detroit, 27%; Macomb, 21%; Oakland, 23%; Wayne, 16%
 - Yield Trends (Enrolled / Admitted)
 - Fall 2013: 25%; Fall 2014: 22.8%; Fall 32.5%

Graduate Enrollment

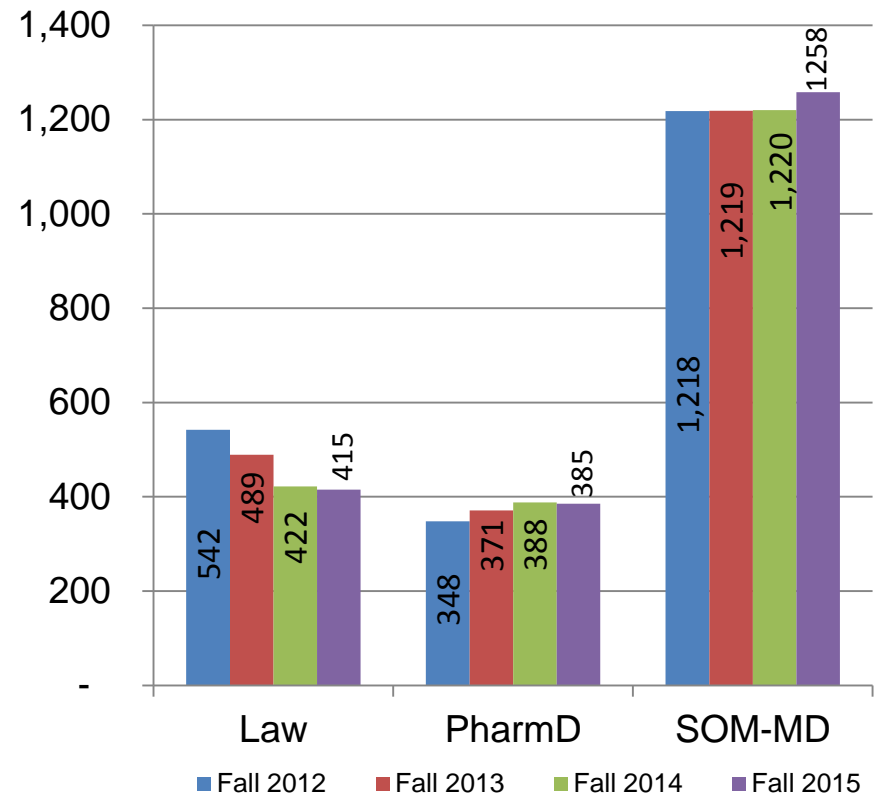
(does not include professional programs)

- Total Graduate Enrollment (7,495)
 - Increase of 294 students (4.1%)
- Masters Enrollment
 - Increase of 338 (6.3%)
 - Increases in Business and Engineering
- Doctoral Enrollment
 - Decrease of -44 (-2.5%)



Professional Level Enrollment

- Law School
 - Enrollment of 415, a decrease of -1.7%
 - First year student increase up 10%.
- PharmD
 - Stable PharmD enrollment of 385 students
- SOM—MD Program
 - MD enrollments remained stable with enrollment of 1,258



Fall 2015 Enrollment Summary

- Overall enrollment 27,222
 - Enrolled 7,170 total new students this fall
 - Enrollment is be better than projected amounts
 - Undergraduate decreases in transfer and continuing enrollment
 - FTIAC growth of 16.7%
 - Substantial enrollment growth in Business, Engineering and Social Work
 - Law School growth of 10% in JD1 students.
 - Admissions yield of 32.5%.
 - Almost a 10 percentage point increase
 - Preliminary first year retention up to 77.1%
 - Graduate Enrollment up 4.1%.
 - Four year high for graduate enrollment
- Comprehensive fall enrollment report will available in early October