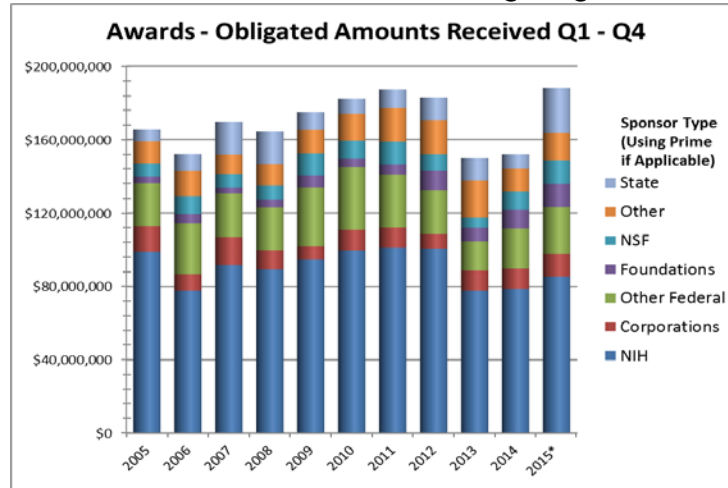


SUBMITTED BY:

STEPHEN M. LANIER, PH.D.
VICE PRESIDENT FOR RESEARCH
REPORT ON RESEARCH AWARDS AND PROPOSALS

TOTAL ANNUAL AWARDS Q1 – Q4

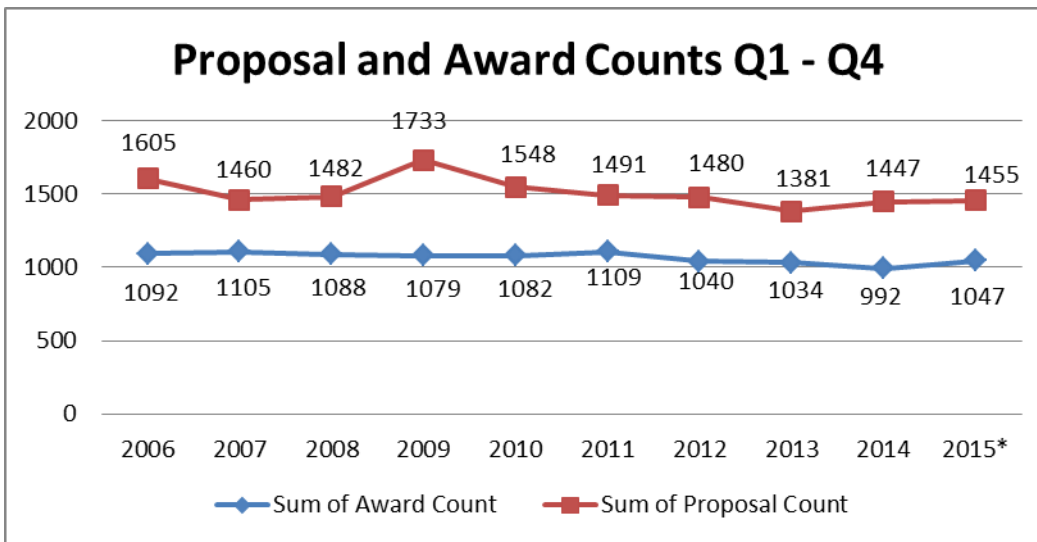
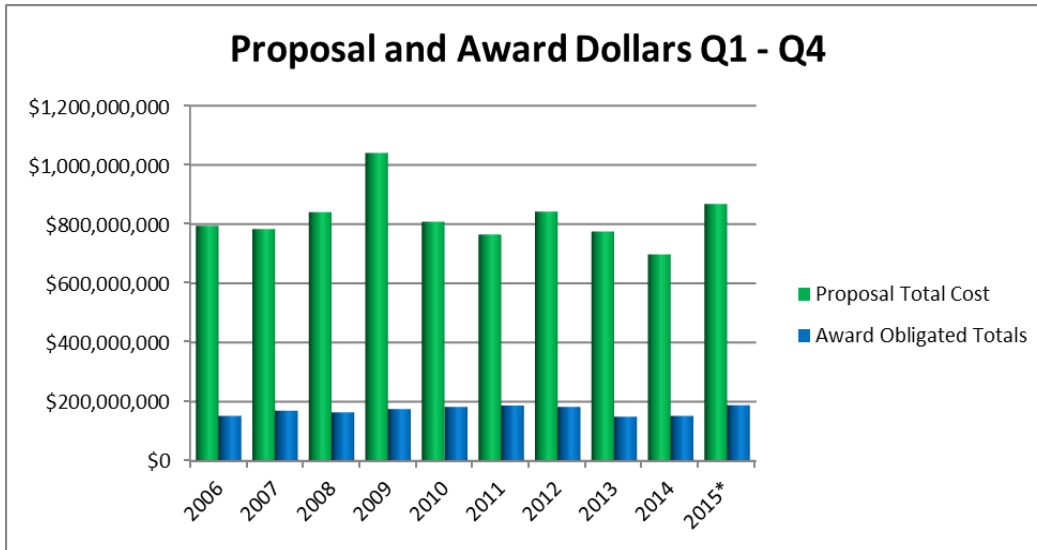


Sponsor Type (Using Prime if Applicable)	2005	2006	2007	2008	2009	2010
State	\$6,451,319	\$9,285,409	\$18,039,330	\$17,696,316	\$9,726,848	\$8,200,769
NSF	\$7,220,759	\$9,622,779	\$7,388,967	\$7,681,832	\$11,925,875	\$9,835,341
Foundations	\$3,748,517	\$4,931,146	\$3,251,816	\$4,434,172	\$6,486,263	\$4,530,962
Corporations	\$13,956,137	\$9,039,074	\$15,229,337	\$10,423,452	\$6,944,964	\$11,165,090
Other	\$11,972,287	\$13,715,847	\$10,543,661	\$11,587,626	\$12,813,529	\$14,753,647
Other Federal	\$23,250,135	\$27,793,529	\$23,710,833	\$23,215,224	\$32,266,483	\$34,173,555
NIH	\$98,839,066	\$77,664,857	\$91,629,029	\$89,268,706	\$94,772,928	\$99,633,847
Grand Total	\$165,438,220	\$152,052,641	\$169,792,973	\$164,307,329	\$174,936,889	\$182,293,211

Sponsor Type (Using Prime if Applicable)	2011	2012	2013	2014	2015*
State	\$10,138,066	\$12,550,118	\$12,174,377	\$7,769,870	\$24,542,587
NSF	\$12,388,334	\$9,097,402	\$5,404,977	\$9,827,735	\$12,992,732
Foundations	\$5,456,621	\$10,492,617	\$7,529,182	\$10,263,209	\$12,646,443
Corporations	\$11,033,138	\$7,842,816	\$10,945,325	\$11,055,679	\$12,384,515
Other	\$18,289,803	\$18,425,375	\$20,229,869	\$12,520,963	\$14,823,738
Other Federal	\$28,889,528	\$23,918,390	\$15,843,184	\$21,879,113	\$25,351,610
NIH	\$101,044,397	\$100,624,278	\$77,684,181	\$78,603,871	\$85,336,002
Grand Total	\$187,239,887	\$182,950,997	\$149,811,095	\$151,920,440	\$188,077,626

*Fiscal Year 2015 award data reflects a change in the methodology used to capture clinical trial awards.

**COMPARISON OF PROPOSAL AND AWARD DOLLARS TOTALS
Q1 – Q4**



	FY					
Dollars	2006	2007	2008	2009	2010	2011
Award Obligated Totals	\$152,052,641	\$169,792,973	\$164,307,329	\$174,936,889	\$182,293,211	\$187,239,887
Proposal Total Cost	\$794,470,262	\$782,932,179	\$839,992,329	\$1,040,188,150	\$808,115,528	\$764,923,687

	FY			
Dollars	2012	2013	2014	2015*
Award Obligated Totals	\$182,950,997	\$149,811,095	\$151,920,440	\$188,077,626
Proposal Total Cost	\$841,750,642	\$775,014,953	\$697,283,419	\$867,714,517

*Fiscal Year 2015 award data reflects a change in the methodology used to capture clinical trial awards.