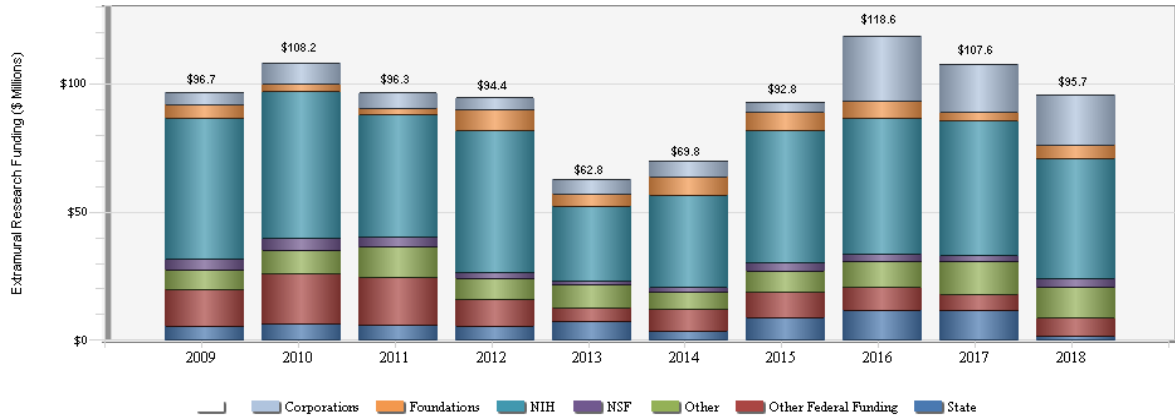


SUBMITTED BY:

STEPHEN M. LANIER, PH.D., VICE PRESIDENT FOR RESEARCH

**REPORT ON RESEARCH AWARDS
FY 2018 THROUGH MAY 31, 2018**

TOTAL ANNUAL AWARDS YEAR-TO-DATE - MAY 31, 2018



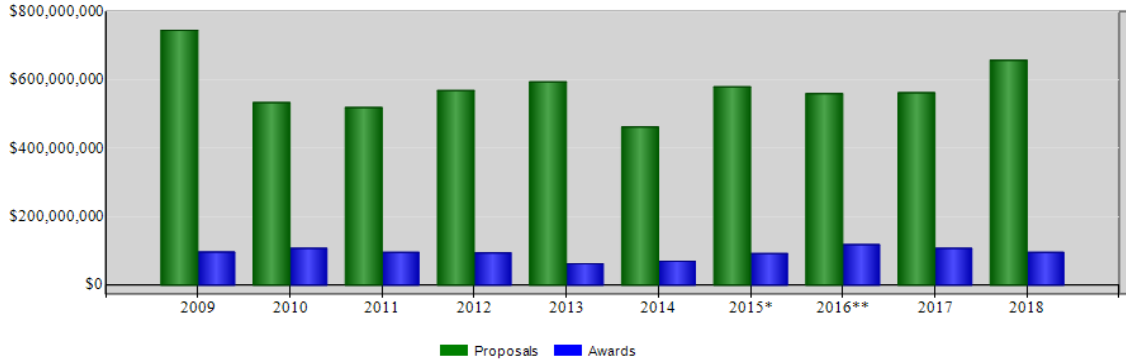
* Award Data for FY2015 and beyond reflects a change in the methodology used to capture clinical trial awards/contracts.

** Award Data for FY2016 includes clinical trial awards/contracts involving Karmanos Cancer Institute and the School of Medicine that were not previously processed through the WSU Sponsored Programs Office.

Sponsor Type	2009	2010	2011	2012	2013	2014	2015*	2016**	2017	2018
Corporations	\$4,767,274	\$8,515,705	\$5,825,700	\$4,568,940	\$5,750,218	\$5,951,999	\$3,989,046	\$25,495,900	\$18,866,057	\$19,595,378
Foundations	\$5,227,552	\$2,867,131	\$2,710,506	\$8,191,055	\$4,760,691	\$7,195,054	\$7,076,181	\$6,554,259	\$3,188,225	\$5,194,162
NIH	\$55,168,300	\$57,098,179	\$47,525,029	\$55,171,325	\$29,250,445	\$36,058,146	\$51,418,659	\$52,866,736	\$52,605,208	\$46,787,016
NSF	\$4,015,431	\$4,504,330	\$3,910,967	\$2,288,806	\$1,373,434	\$1,773,226	\$3,215,591	\$3,043,282	\$2,146,887	\$3,591,035
Other	\$7,624,618	\$9,243,647	\$11,688,272	\$8,229,303	\$8,946,861	\$6,722,245	\$8,191,843	\$10,069,203	\$12,706,159	\$11,933,898
Other Federal Funding	\$14,187,303	\$19,507,693	\$18,724,256	\$10,305,938	\$5,422,832	\$8,401,448	\$9,921,874	\$8,764,120	\$6,429,389	\$6,988,347
State	\$5,673,899	\$6,432,705	\$5,962,667	\$5,649,587	\$7,332,238	\$3,678,366	\$8,951,665	\$11,831,554	\$11,625,861	\$1,596,428
Grand Total	\$96,664,377	\$108,169,391	\$96,347,397	\$94,404,954	\$62,836,719	\$69,780,482	\$92,764,858	\$118,625,055	\$107,567,787	\$95,686,263

**COMPARISON OF PROPOSAL AND AWARD TOTALS
YEAR-TO-DATE MAY 31, 2018**

PROPOSAL AND AWARD TOTALS YEAR-TO-DATE - MAY 31, 2018



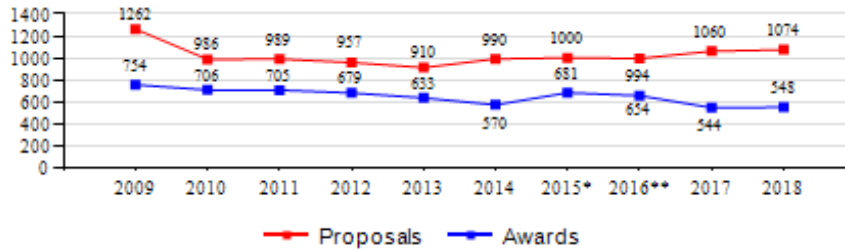
PROPOSAL TOTAL COST AND AWARD TOTAL DOLLARS YEAR-TO-DATE - MAY 31, 2018

	2009	2010	2011	2012	2013	2014	2015*	2016**	2017	2018
Proposals	\$745,437,267	\$534,056,967	\$519,234,110	\$569,317,100	\$594,718,045	\$462,385,172	\$579,688,235	\$559,692,389	\$562,522,004	\$657,551,307
Awards	\$96,664,377	\$108,169,391	\$96,347,397	\$94,404,954	\$62,836,719	\$69,780,482	\$92,764,858	\$118,625,055	\$107,567,787	\$95,686,263

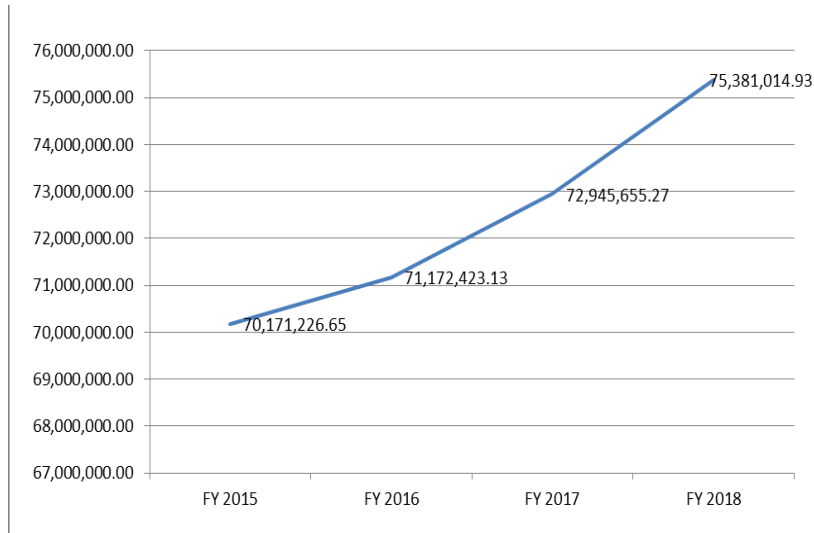
* Award Data for FY2015 and beyond reflects a change in the methodology used to capture clinical trial awards/contracts.

** Award Data for FY2016 includes clinical trial awards/contracts involving Karmanos Cancer Institute and the School of Medicine that were not previously processed through the WSU Sponsored Programs Office.

PROPOSAL AND AWARD COUNTS YEAR-TO-DATE - MAY 31, 2018



**RESEARCH EXPENDITURES
(EXTRAMURALLY FUNDED RESEARCH)
YEAR-TO-DATE - APRIL 30, 2018**



**RECOVERY OF FACILITIES & ADMINISTRATIVE COSTS
BASED UPON RESEARCH EXPENDITURES
YEAR-TO-DATE - APRIL 30, 2018**

