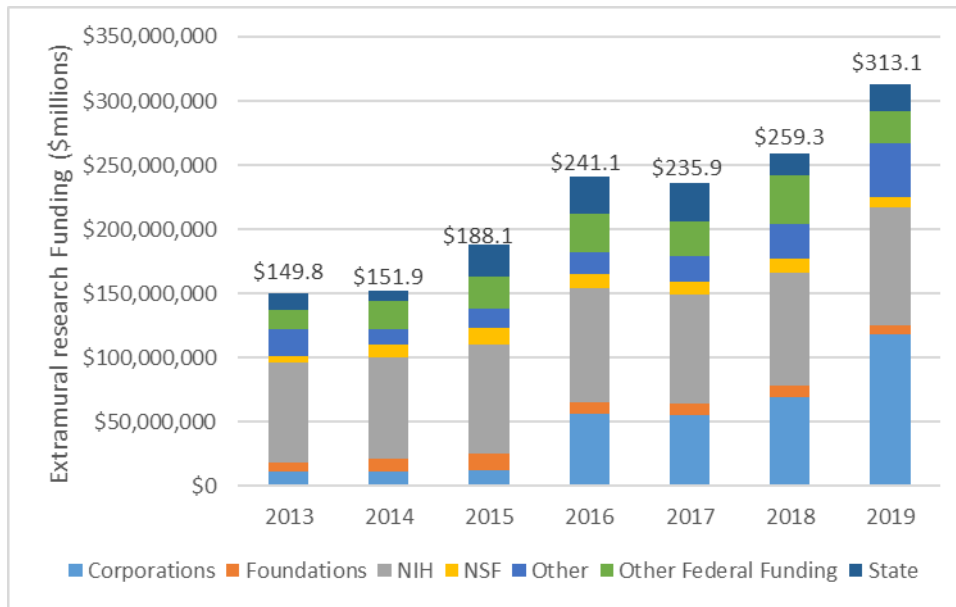


SUBMITTED BY:

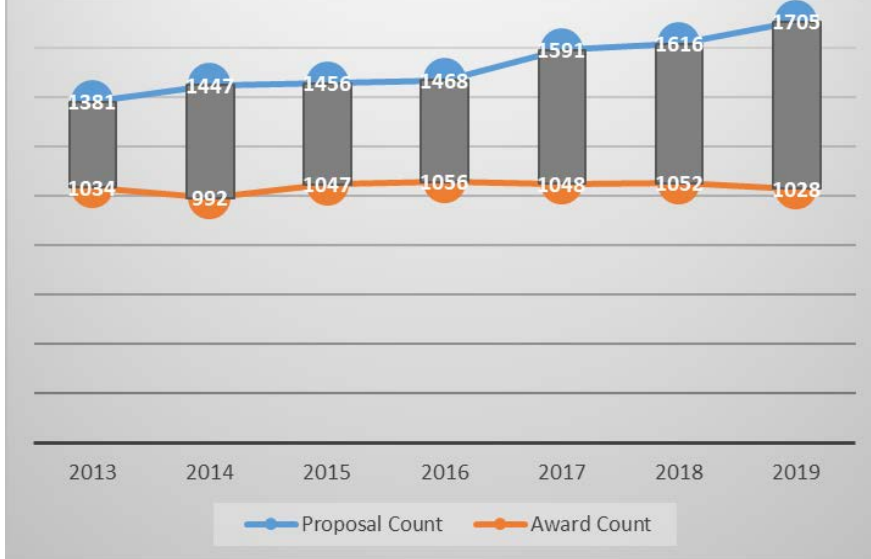
STEPHEN M. LANIER, PH.D., VICE PRESIDENT FOR RESEARCH
EXTRAMURAL RESEARCH AWARDS AND PROPOSALS REPORT
FY13 – FY19

Extramural Research Funding
Through September 30, 2019

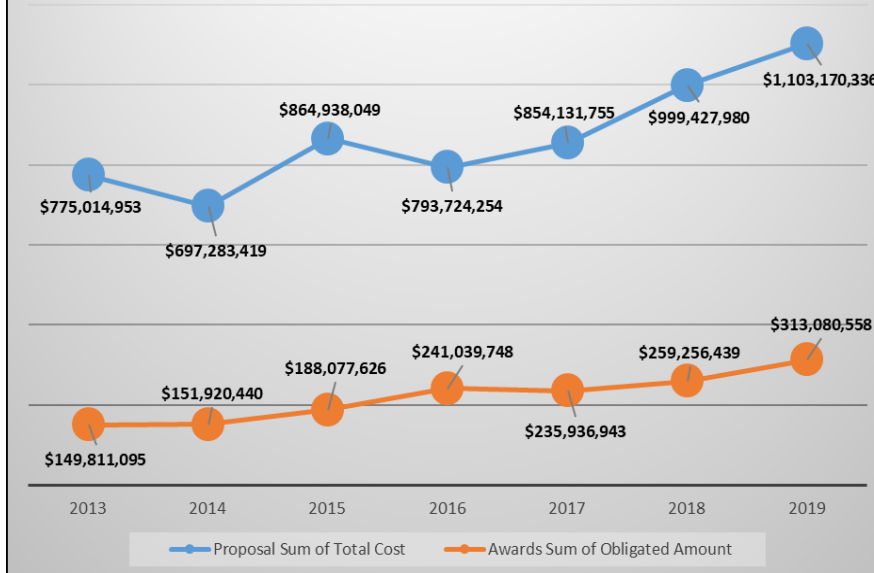


Obligated	2013	2014	2015	2016	2017	2018	2019
Corporations	\$10,945,325	\$11,055,679	\$12,384,515	\$55,932,671	\$54,748,102	\$69,543,757	\$117,767,078
Foundations	\$7,529,182	\$10,263,209	\$12,646,443	\$9,222,187	\$9,113,596	\$8,825,604	\$7,166,099
NIH	\$77,684,181	\$78,603,871	\$85,336,002	\$89,000,331	\$84,904,068	\$87,991,234	\$91,935,510
NSF	\$5,404,977	\$9,827,735	\$12,992,732	\$10,673,480	\$10,376,183	\$10,600,396	\$8,359,599
Other	\$20,229,869	\$12,520,963	\$14,823,738	\$17,010,776	\$19,811,924	\$27,080,937	\$42,171,775
Other Federal Funding	\$15,843,184	\$21,879,113	\$25,351,610	\$30,265,253	\$26,833,344	\$38,077,078	\$24,829,939
State	\$12,174,377	\$7,769,870	\$24,542,587	\$28,935,050	\$30,149,726	\$17,137,433	\$20,850,557
Grand Total	\$149,811,095	\$151,920,440	\$188,077,626	\$241,039,748	\$235,936,943	\$259,256,439	\$313,080,558

Proposals Submitted and Awards Received Through September 30, 2019



Proposal Dollars Submitted vs. Awards Dollars Received Through September 30, 2019



**Award Data for FY 2015 and beyond reflects a change in the methodology used to capture clinical trial awards/contracts.
**Award Data for FY 2016 and beyond includes clinical trial awards/contracts involving WSU Karmanos Cancer Institute and the School of Medicine that were not previously processed through the WSU Office of Sponsored Programs.*