



# WAYNE STATE UNIVERSITY

Board of Governors  
Academic and Student Affairs

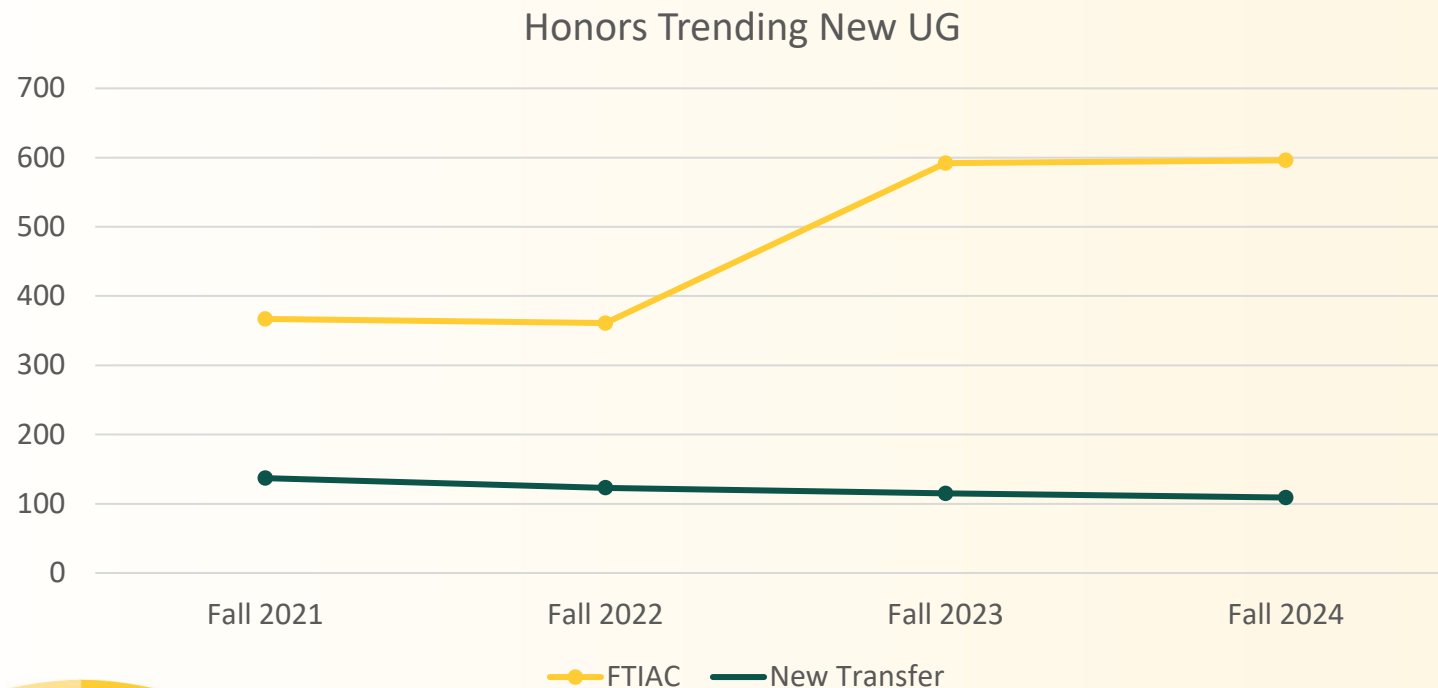
Committee  
October 23, 2024

# Irvin D. Reid Honors College Enrollment Updates



# Honors Class of 2028

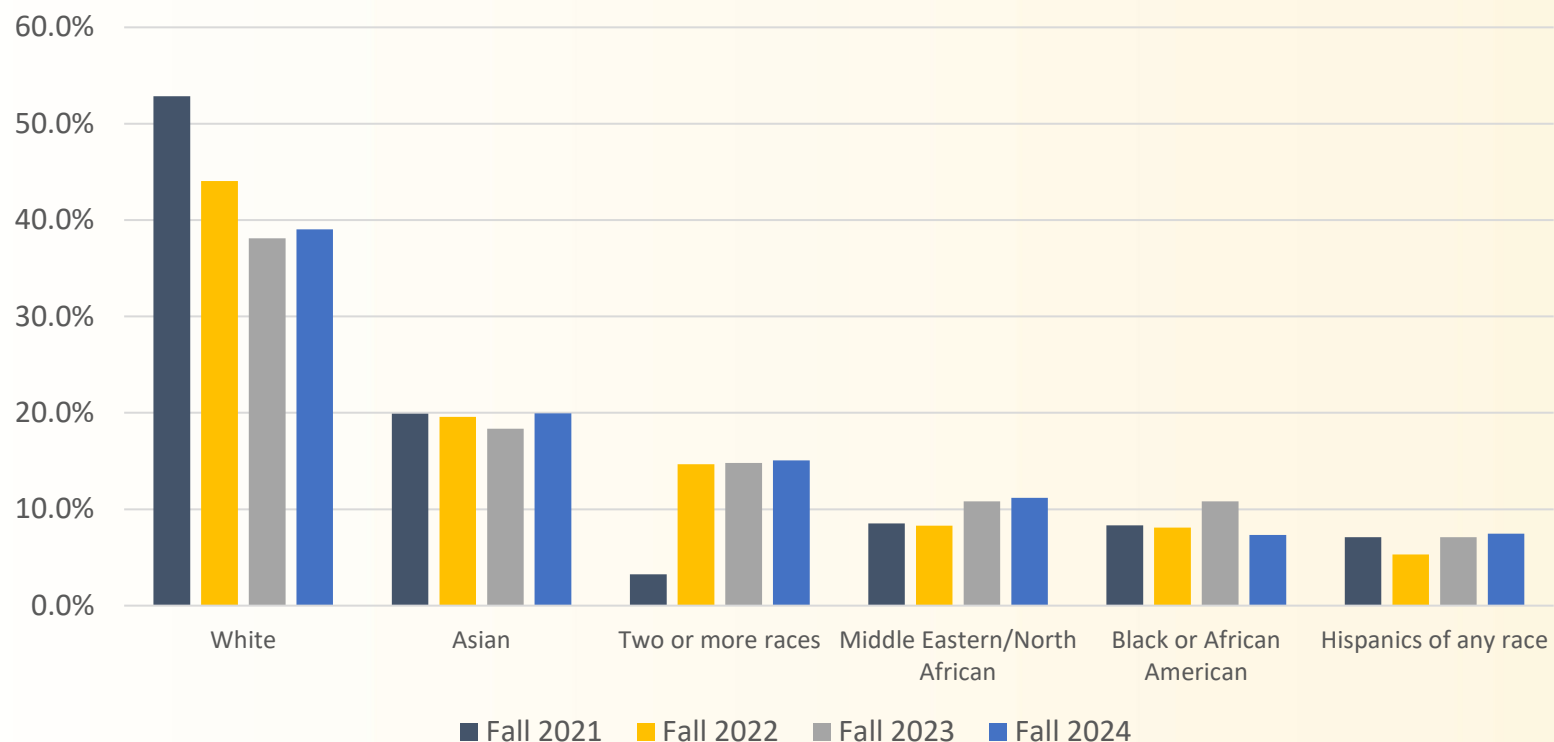
- 596 FTIAC students vs. 592, 0.7% increase from last year
- 109 new Honors Transfer students



Source: *WSU Census, Student Dashboard - Institutional Research and Data Analytics - Wayne State University*  
For Fall 2024: <https://irda.wayne.edu/decision-support/wdwsreports> Admissions data as of 8/12/2024



# Increase in Diversity of Honors Class Since Fall 2021



Source: *WSU Census, Student Dashboard - Institutional Research and Data Analytics - Wayne State University*  
For Fall 2024: <https://irda.wayne.edu/decision-support/wdwsreports> Admissions data as of 8/12/2024

# Honors Class of 2028

*"How many of you speak a second language fluently?"*



Source: *WSU Census, Student Dashboard - Institutional Research and Data Analytics - Wayne State University*  
For Fall 2024: <https://irda.wayne.edu/decision-support/wdwsreports> Admissions data as of 8/12/2024



# Where Did They Go? – Students Admitted to WSU Who Did Not Enroll

School	Fall 2021			Fall 2022			Fall 2023		
	Rank	Percent	Count	Rank	Percent	Count	Rank	Percent	Count
Michigan State University	1	25.3%	1324	1	23.2%	1420	1	20.9%	1551
<b>Did Not Enroll Anywhere</b>	<b>3</b>	<b>14.4%</b>	<b>752</b>	<b>2</b>	<b>15.6%</b>	<b>954</b>	<b>2</b>	<b>17.5%</b>	<b>1296</b>
University Of Michigan	2	14.6%	762	3	15.3%	933	3	14.1%	1043
Oakland University	5	8.6%	450	4	8.4%	514	4	8.4%	623
University Of Michigan Dearborn	4	8.7%	457	5	7.1%	432	5	8.0%	596
Grand Valley State University	7	4.2%	221	6	5.0%	308	6	6.9%	513
Eastern Michigan University	6	5.7%	298	7	4.9%	300	7	5.0%	368
Western Michigan University	13	2.0%	105	8	3.8%	235	8	3.4%	255
Central Michigan University	11	2.8%	145	11	3.0%	182	9	3.2%	236
University Of Detroit Mercy	8	4.1%	213	12	2.9%	179	10	3.1%	231
Macomb Community College	9	2.9%	154	9	3.5%	217	11	2.8%	210
Oakland Community College	10	2.8%	147	10	3.5%	216	12	2.8%	209
Henry Ford College	12	2.1%	110	13	2.1%	129	13	2.2%	165
Schoolcraft College	14	1.7%	89	15	1.5%	94	14	1.5%	109

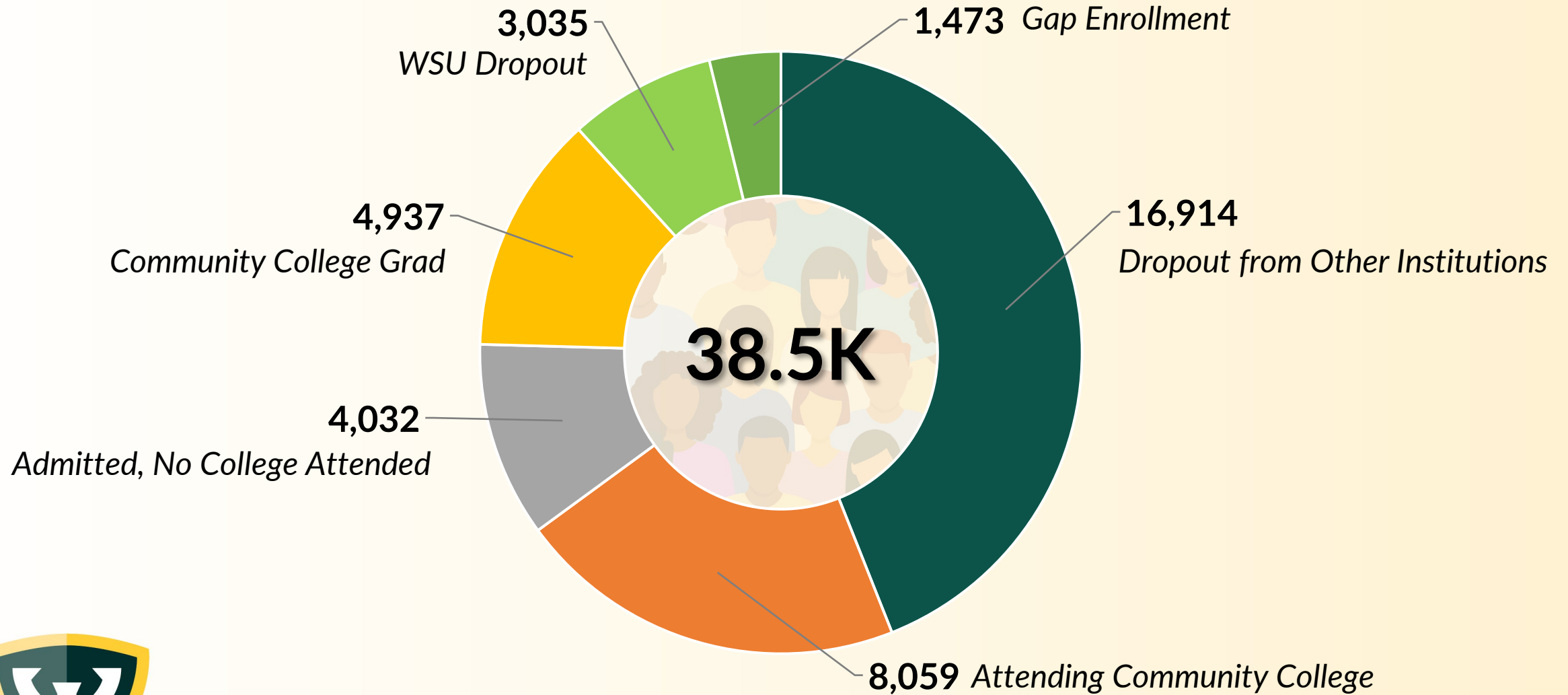
## Fall 2023 Totals

Did Not Enroll Anywhere = 1,296  
 Attended Other College = 8,727



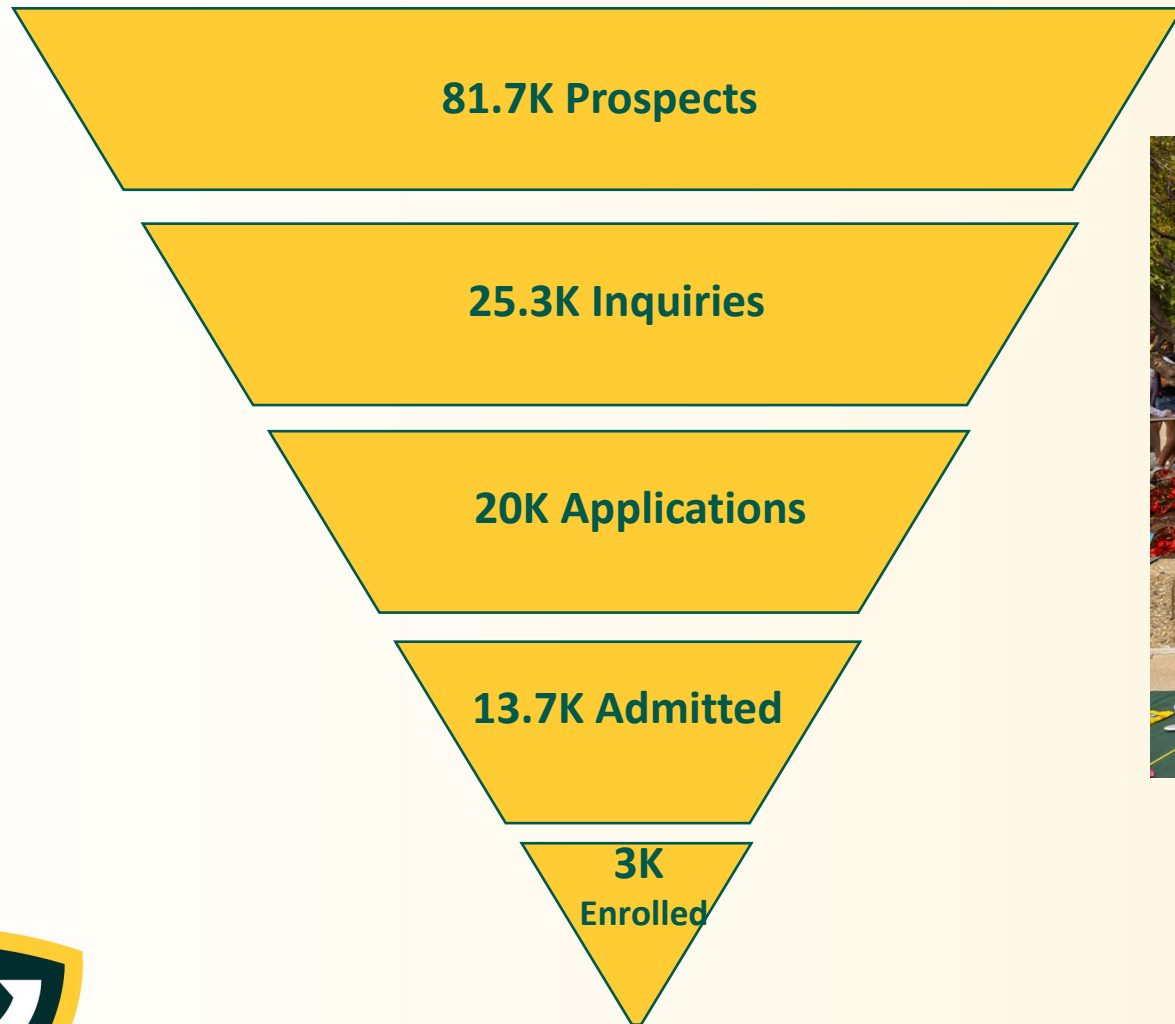
Source: *WSU NSC Student Tracker Dashboard*

# Future Recruitment Opportunities



Source: *WSU NSC Student Tracker Dashboard*

# 2024 FTIAC Enrollment Funnel





# 2024-25 Undergraduate Enrollment Strategies

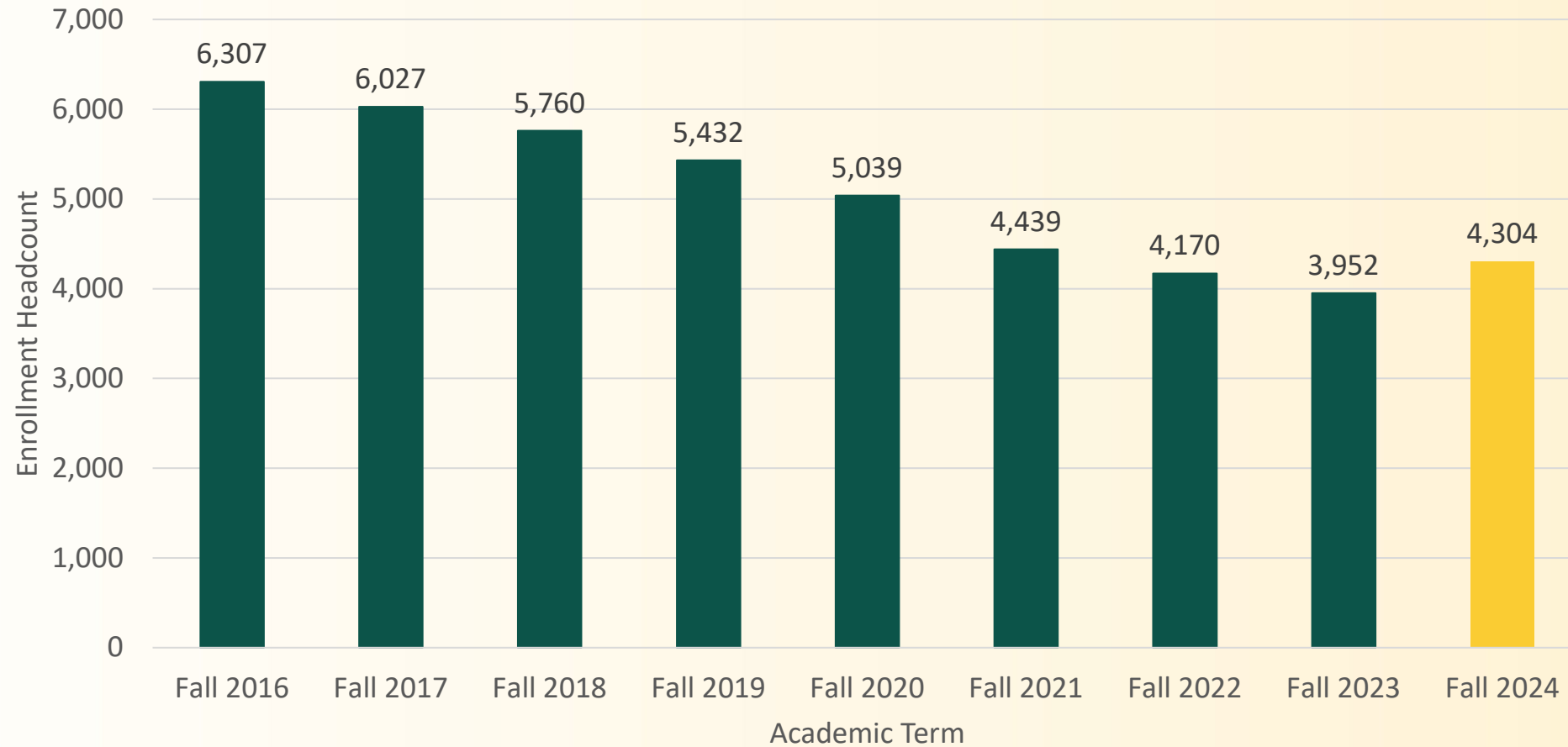
- Enhance our affinity-based recruitment efforts
- Strengthen HS dual enrollment pathways to full-time matriculation
- Expand our presence in strategically important markets
- Continued focus on college access
- Build out a strategic effort to engage with student clearinghouse no-college population



# Masters Degree Enrollment Updates



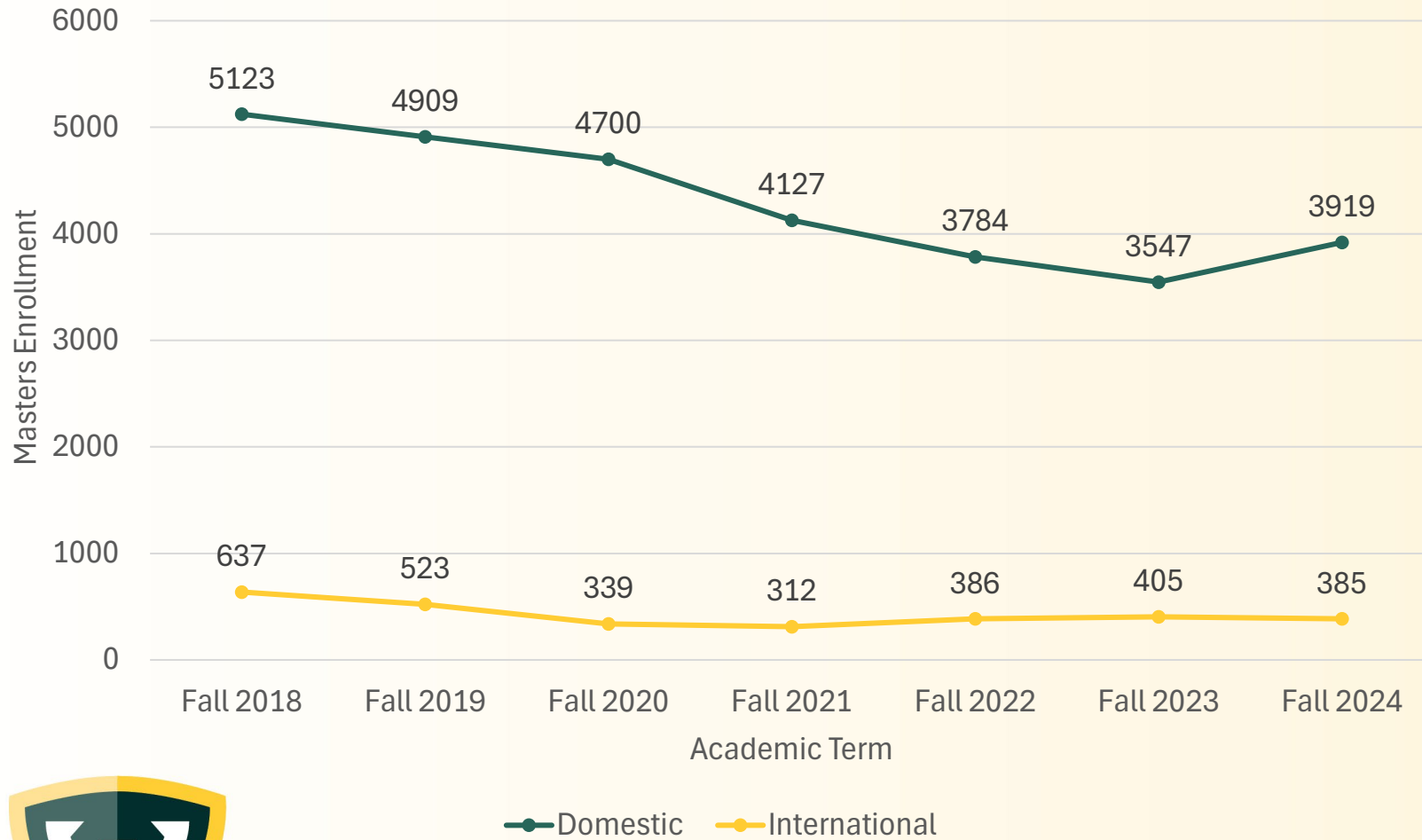
# Reversing an 8-year Trend in Masters Enrollment?



Source: *WSU Census, Student Dashboard - Institutional Research and Data Analytics - Wayne State University*



# Masters Students: Gains This Year in Domestic Student Enrollment



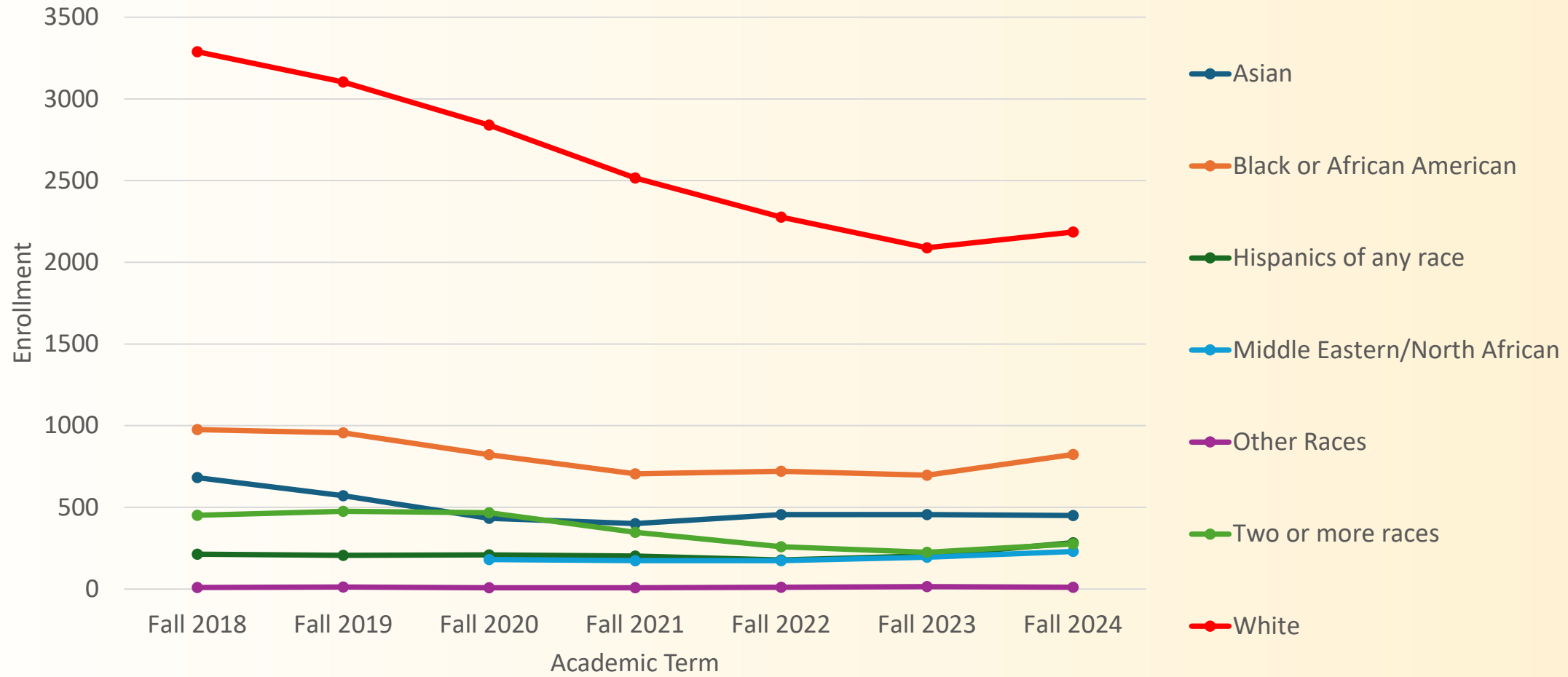
Top 10 International Enrollment		
Country	New Masters	All Masters
India	36	154
Canada	53	105
Ghana	16	21
Nigeria	11	17
China	4	13
Pakistan	5	7
Bangladesh	4	5
France	4	5
Mexico	2	5
Saudi Arabia	1	5



Source: *WSU Census, Student Dashboard - Institutional Research and Data Analytics - Wayne State University*



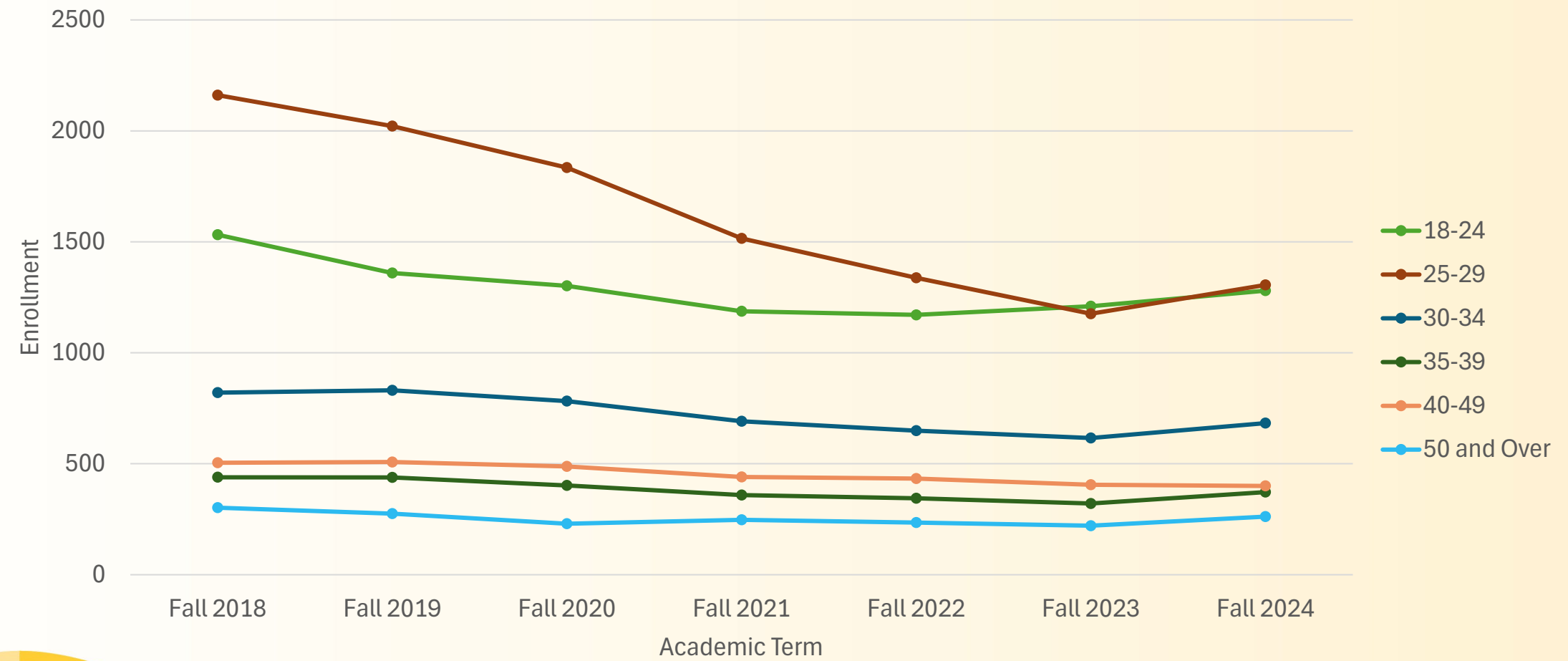
# Diversity in Masters Enrollment



Source: *WSU Census, [Student Dashboard - Institutional Research and Data Analytics](#) - Wayne State University*



# Masters Enrollment by Age: Beginning to Reverse Decline Among Younger Students?



Source: *WSU Census, Student Dashboard - Institutional Research and Data Analytics - Wayne State University*



# Masters Enrollment Growing in Specific Programs

School/College	Primary Program	Fall 2023	Fall 2024	% Change
Mike Ilitch School of Business	MS in Accounting	36	52	44%
Mike Ilitch School of Business	MS in Data Sci & Bus Analytics	34	47	38%
Mike Ilitch School of Business	MBA in Business Administration	738	887	20%
Mike Ilitch School of Business	MS in Organizational Leadership		49	New Program
Mike Ilitch School of Business	Master of Science in Finance		12	New Program
Law School	Master of Studies in Law	63	85	35%
College of Engineering	MS in Artificial Intelligence	18	28	56%
College of Engineering	MS in Biomedical Engineering	30	45	50%
School of Social Work	Master of Social Work	451	543	20%



Source: WSU Census, includes primary program data



# The Student Perspective: Meet a New Masters Student





# WAYNE STATE UNIVERSITY

Board of Governors  
Academic and Student Affairs  
Committee  
October 23, 2024